

8/12英寸自动清洗机

8/12 INCH AUTOMATIC CLEAN MACHINE

# AC800/1200

- **最大有效加工尺寸 (mm)**  
Maximum effective product size (mm)

**AC800**

ø8" / 200\*200

**AC1200**

ø12" / 300\*300



- **特点** FEATURE

工艺适应性强，定制特殊工作台面。

Process adaptability and customization of special worktops.

高动平衡精度，可靠性强，设备运行稳定。

High dynamic balancing accuracy, high reliability and stable equipment operation.

节省空间设计，6-8寸、8-12寸两种机型。

Space-save , 6-8 inch, 8-12 inch two models.

PLC全自动控制，触控操作，参数及清洗模式智能化编辑。




PLC automatic control, touch operate, intelligent edit of parameters and clean mode.

真空不足报警、水气压力流量方便调节，安全可靠。

Vacuum shortage alarm, water and gas pressure flow rate is easy to adjust, safe and reliable.

多种清洗模式，可选二流体清洗、氮气清洗、超高压清洗等。

A variety of cleaning modes, optional two-fluid clean, nitrogen clean, ultra-high pressure clean, etc.



## 功能 FUNCTION

注: 「\*」为选配功能, 支持个性化定制  
PS: 「\*」 is an optional feature that can be customized by the customer

### 去离子风保护

Deionized air protection

### \*氮气保护

\* Nitrogen protection

### 带预定位离心压块装置

Centrifugal briquet device with pre-position

### 日志记录功能

Log record

### 无水清洗功能

Waterless clean function

### 自动仓门及其防夹手功能

Automatic barn door and its anti-trap function

## 参数 PARAMETER

		AC800		AC1200	
最大工作物尺寸	Max. work object size	Ø8" 或200mm x 200mm方形 Ø8" or 200mm x 200mm square		Ø12" 或300mm x 300mm方形 Ø12" or 300mm x 300mm square	
工作转速 (min-1)	Operate speed (min-1)	100-2,400		100-2,400	
防夹手装置	Anti-pinch device	标配	Standard	标配	Standard
电源 (V)	Power supply (V)	两相AC220V±10%	Two-phase AC220V±10%	两相AC220V±10%	Two-phase AC220V±10%
加工时 (耗电量) (kW)	Processe time (power consumption) (kW)	0.8 (参考值)	0.8 (reference value)	1.2 (参考值)	1.2 (reference value)
暖机时 (耗电量) (kW)	When warm up the machine (power consumption) (kW)	0.2 (参考值)	0.2 (reference value)	0.2 (参考值)	0.2 (reference value)
压缩空气供给压力 (MPa)	Compressed air supply pressure (MPa)	0.5 - 0.8		0.5 - 0.8	
压缩空气最大消耗量 (L/min ANR)	Max. consumption of compressed air (L/min ANR)	150		150	
DI水压力 (MPa)	DI water pressure (MPa)	0.25 - 0.4		0.25 - 0.4	
DI水最大消耗量 (L/min)	Max. consumption of DI water (L/min)	6.0		6.0	
N2压力 (MPa)	N2 pressure (MPa)	0.25 - 0.4		0.25 - 0.4	
N2最大消耗量	N2 max. consumption	200 (Max)		200 (Max)	
排风量 (m <sup>3</sup> /min)	Exhaust air volume (m <sup>3</sup> /min)	2		2	
设备尺寸 (W x D x H) (mm)	Size (W x D x H) (mm)	400 x 600 x 1,400		500 x 600 x 1,400	
设备重量 (kg)	Weight(kg)	≈80		≈100	

## 应用 APPLICATION

